

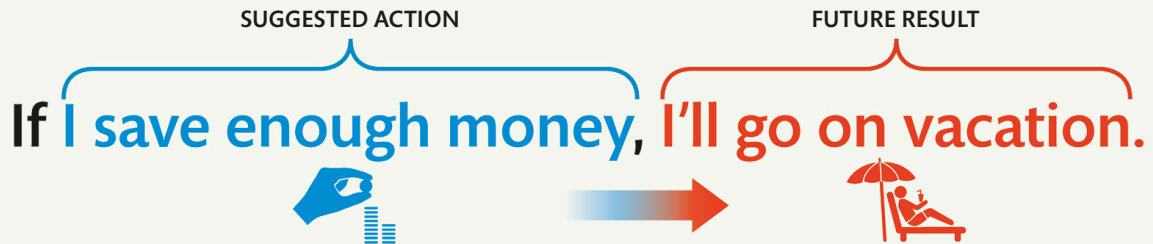
# 50 Things that might happen

English uses conditional verbs to describe the future results of a proposed action. This is useful for suggesting plans and giving advice.

- New language** First conditional
- Vocabulary** Tools and making things
- New skill** Giving advice and instructions

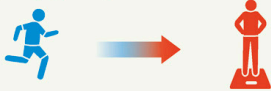
## 50.1 KEY LANGUAGE THE FIRST CONDITIONAL

The first conditional expresses a suggested action that might lead to a future result.



## 50.2 FURTHER EXAMPLES THE FIRST CONDITIONAL

If I go jogging, I'll lose weight.



I won't go outside if it rains.



If it snows, I'll go skiing.



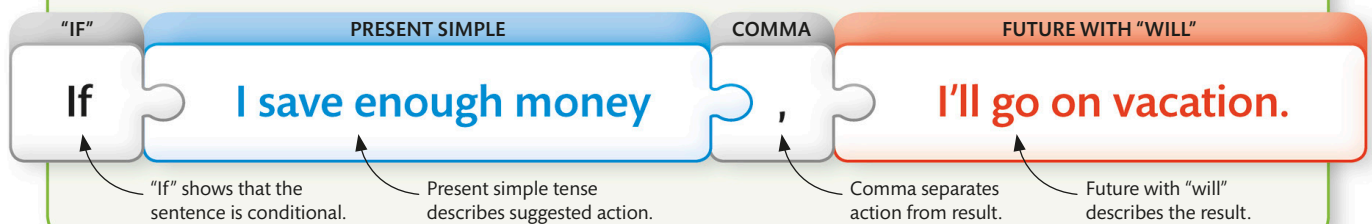
If I cook, will you do the dishes?



First conditional sentences can start with the result. There is no comma before "if."

## 50.3 HOW TO FORM THE FIRST CONDITIONAL

The first conditional is usually introduced by "if" followed by the present simple. The future with "will" expresses the result.





## 50.4 FILL IN THE GAPS BY PUTTING THE VERBS IN THE CORRECT TENSES



If you hold (hold) the ladder, I will paint (paint) the wall.

1



If I \_\_\_\_\_ (eat) healthily, I \_\_\_\_\_ (lose) weight.

2



We \_\_\_\_\_ (dance) if the band \_\_\_\_\_ (play) good music.

3



If we \_\_\_\_\_ (go) shopping, I \_\_\_\_\_ (buy) you something nice.

4



I \_\_\_\_\_ (build) the cupboard if you \_\_\_\_\_ (read) the instructions.



## 50.5 LISTEN TO THE AUDIO AND ANSWER THE QUESTIONS



Gilly is building a cupboard and Colin is trying to help.

Colin knows what Gilly is doing.

True ☐ False ☒

1 Gilly wants to protect the floor.

True ☐ False ☐

2 Gilly is organizing her materials and tools.

True ☐ False ☐

3 Gilly has her own electric screwdriver.

True ☐ False ☐

4 Gilly wants Colin to read the instructions.

True ☐ False ☐

5 The cupboard won't fit through the door.

True ☐ False ☐



## 50.6 SAY THE SENTENCES OUT LOUD, REVERSING THE ORDER OF THE PHRASES

If it rains, you'll get wet.

*You'll get wet if it rains.*



1 He'll find it if he looks for it.



2 If she's hungry, I'll cook dinner.



3 If it's broken, will they fix it?

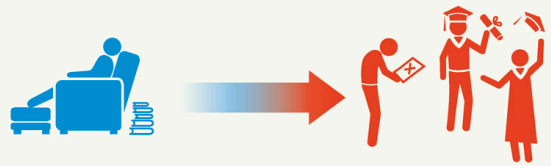


4 I'll tell him to call you if I see him.



## 50.7 KEY LANGUAGE FIRST CONDITIONAL WITH "UNLESS"

You can use "unless" instead of "if" in conditional sentences.  
"Unless" means "if...not," so the future result depends on the suggested action not happening.

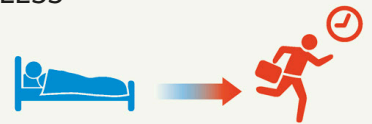


**If you don't** } study hard, **you will fail your exams.**  
**Unless you** }

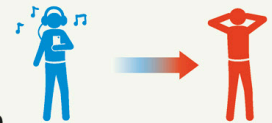


## 50.8 FURTHER EXAMPLES FIRST CONDITIONAL WITH "UNLESS"

**If you don't** } get up now, **you'll be late for work.**  
**Unless you** }



**I'll be angry if he doesn't turn** } that music down.  
**I'll be angry unless he turns** }



## 50.9 REWRITE THE SENTENCES USING "UNLESS"

If they don't listen, they'll get it wrong.

Unless they listen, they'll get it wrong.

① You'll damage the floor if you don't cover it.

② If you don't go to bed, you'll be tired tomorrow.

③ He'll get annoyed if you don't speak politely.

④ The cat won't run away if she's not frightened.

⑤ She'll arrive on time if her train isn't delayed.

⑥ If you don't attach it securely, it will break.

⑦ We'll do the job if it's not too difficult.






## 50.10 READ THE INSTRUCTION MANUAL AND WRITE ANSWERS TO THE QUESTIONS AS FULL SENTENCES

1. Use wood glue carefully unless you want your new furniture to be stained. Leave the glue to set for 24 hours.




2. If you use an electric screwdriver to join parts together, there's a risk that the screws will be too tight. Unless you finish the process by hand, you could damage your new furniture.



3. Make sure all pieces are in the right place and fit perfectly before you try to fasten them.



4. If you check that the doors fit before you tighten the hinges, your doors will open smoothly. If you don't check that the doors fit, they will stick and look uneven.



What will happen if you don't use wood glue carefully?

Your new furniture will be stained.

1 What might happen if you use an electric screwdriver to join parts together?

3 What must you check before you try to fasten all the pieces?

4 What must you do to make sure your doors open smoothly?

2 How can you make sure you don't damage your new furniture?

5 What will happen unless you check that the doors fit properly?

### 50 CHECKLIST

⚙️ First conditional ☐

Aa Tools and making things ☐

🧑 Giving advice and instructions ☐